


1. COCKPIT

1.1 FIRE EXTINGUISHER



- Must be filled, charged and operational.
- Label must show valid date within two years of manufacture or service and recertification, and bottle must be mounted so that label is visible.
- Secondary external trigger must be marketed with a 10cm diameter decal depicting a red 'E' within a white circle with a red edge. It is recommended internal switch must be marked with smaller version of same decal.
- Safety pin must be removed, and any electrical system must be armed, prior to car entering circuit.

1.2 SEAT AND HEAD REST

- Any seat offered and intended for the relevant model of car is permitted, ie single seat may replace twin seat.
- Any modification to seats or headrests as supplied by Radical Motorsport is unauthorized and is at the sole risk of the Entrant/Competitor. Radical Motorsport Ltd accepts no liability or responsibility for injury or death as a result of unauthorized modifications.
- Any material covering the seat, including seat inserts must be of an approved fireproof material.
- The seating position of the driver shall be so that the headrest is fitted inline with the helmet, not the neck.

1.3 SEAT BELT

- Must meet FIA 8853-2016 and show valid date.
- Lap belts sit across driver as intended by manufacturer, tightly in the bend between the pelvic crest and upper thigh. Under no circumstances should the lap belts be worn over the abdomen.
- It must be ensured the safety belts will not be damaged by way of chafing on sharp edges, interference, twisting or edge loading.

1.4 STEERING WHEEL AND DASH

Edition	SR1 + SR1 GEN 2	SR1 GEN 2 + XXR
Parts	SC0016	SC0016
Description	Radical and/or Sparco branded closed circle wheel, with separate Radical AIM MXL/MXL2 mounted to dash panel	Radical and/or Sparco branded closed circle wheel, with separate Radical AIM MXS mounted to dash panel
Image		

- Steering wheels of a different diameter, if supplied by Radical Motorsport for that model edition, are permitted.
- Minor modification to the mounting of the dash is permitted to improve visibility in model edition with standalone dash displays.

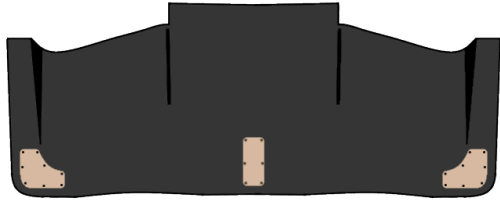



2. CHASSIS

- Any chassis repair work not carried out by Radical Motorsport Ltd is unauthorized and is at the sole risk of the Competitor. Radical Motorsport Ltd accepts no liability or responsibility for injury or death as a result of unauthorised repairs.
- The crashbox (A), part CC0038, must be fitted, and must be free of damage.
- Side impact bars (B), part CI0002, must be fitted.
- Towing eyes/towing points front and rear (C) must be fitted.
- Additional clips and fasteners within the cockpit area of the chassis are permitted to secure hoses and cabling.

2.2 COCKPIT SAFETY STRUCTURE

- Not applicable.

3. BODYWORK


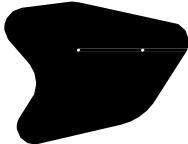

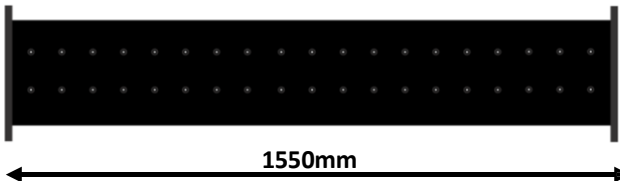
Skid Block Locations	Genuine Part Decal
 <p>3 skid blocks on front diffuser + 1 under each sidepod</p>	
Dzus Fastener	Bodywork Latch
	

- All skid blocks must be installed, however there is no minimum thickness for the skid blocks.
- Tape may only be used to directly cover bodywork fasteners, or aid in a temporary repair.
- Bodywork may not be strengthened or reinforced beyond a typical repair, nor additionally braced or supported or attached with substitute or additional fasteners.
- The "Genuine Part" decal signifies genuine Radical components
- Heat shielding of the bodywork adjacent to the exhaust is permitted inside the engine compartment.
- A single additional stay or support may be fitted to support each sidepod.

3.2 DIVE PLANES




- No dive planes may be fitted.

3.3 REAR WING

SR1 + SR1 GEN 2	SR1 XXR	Gurney
MW0094 	MW0105 	 6mm
MW0093 		



- a) The gurney height should be 6mm as standard, this mustn't be modified.
 b) Adjustment holes in the wing mounts, wings or endplates may not be added or sloped.

3.4 PERMITTED BODYWORK UPDATES

Part	Image / Details	Introduced on	Permitted on
GEN 2 Bodywork and Aerodynamic Specification	 Must be fitted in its entirety. GEN 2 and previous specification body components cannot be mixed.	SR1 GEN 2	SR1 and SR1 GEN 2
Left: AM0030 Right: AM0031 RSX Carbon Mirror		SR3 RSX	SR1 and SR1 GEN 2
Left: AM0059 Right: AM0060 XX Carbon Mirror		SR3 XX	All SR1
MR0100 XXR Sharkfin Engine Cover		SR1 XXR	XXR only

4. ENGINES



a) Permitted 1340cc engines and specifications are as follows:

	SR1 + SR1 GEN 2	SR1 XXR
Engine Generation	RPE 1340 GEN 1 + 2	RPE 1340 GEN 5
Identification	1340-###	G5 1340 - ###
Airbox	FI0051 	FI0199 
Throttle Body	35 mm	44 mm DBW
Check Gauge	AT0112	
Exhaust	41mm dia. Primary	41mm dia. Primary

b) Technicians are at liberty to take oil samples at their discretion to confirm adherence to oil specifications.

4.2 ENGINE BUILDING

a) Engines may only originate from Radical Performance Engines and carry the following identification:

Engine Plate	
	
Gen 2 RPE Engine Plate *ECU software and settings should be original Radical.	XXR Gen 5 RPE Engine Plate *ECU software and settings should be original Radical.

United Kingdom	USA (Nevada)	USA (Illinois)	Canada (West)
RPE (Radical) 24 Iva Way Business Park, Peterborough UK PE3 7PG engines@radicalmotorsport.com Phone +44 (0) 1733 331 616	Spring Mountain Racing 3601 NV-160, Pahrump, NV 89048 service@springmountainracing.com +1 (775) 727 7564 www.springmountainracing.com	Team Stradale 3795 Centerpoint Way, Joliet, IL 60436 info@teamstradale.com +1 (815) 727-7234 www.teamstradale.com	Radical Canada West 338 Co-Op Ave Oliver, BC V0H 1T0 service@radicalcanadawest.ca +1 416 420 0057 www.radicalcanadawest.ca
	USA (Arizona)		Canada (East)
	Crown Racing 3930 W. Costco Dr Tucson, Arizona 85741 sales@crownconceptsusa.com +1 (520) 900 7583 www.crownconceptsusa.com		Radical Canada East 39 Ashwarren Rd North York, Ontario M3J 1Z7 robert@radicalcanada.ca +1 (416) 420-0057 www.radicalcanada.ca


4.3 OIL/WATER COOLING

- Taping off the radiators or ducting inlets to control the temperature is permitted.
- Pre-heating of oil and water is permitted.
- 'Hanging' radiators with brackets to prevent them from wearing through the sidepod is permitted.
- Adding rubber or sleeves to protect oil and water lines from chaffing is permitted.

4.4 INDUCTION SYSTEMS

- Heat reflective tape may be applied to the outer surface of the airbox.
- The throttle bodies must remain as supplied by Radical Motorsport. See 4. Engines for throttle body diameter.
- Polishing the inside of the throttle bodies is not permitted.
- Officials may mandate the use of foam blocks in the air box to aid in meeting sound restrictions. These blocks must be used as supplied and may not be modified in any way.

4.5 EXHAUST SYSTEMS






- The exhaust system including the silencers must be a standard part as supplied by Radical Sportscars
- See 4. Engines for primary exhaust measurements.
- Coating or wrapping of the Exhaust is not permitted.
- Heat shield of maximum 150mm width is permitted to be fitted to the exhaust at the right side primary header merge collector, specifically to insulate the gear position wire.
- Officials may mandate the addition of a noise quietening product to the exhaust systems. These must be used as supplied and may not be modified in any way. Minor modification of the original standard system to attach the prescribed noise quietening product is permitted.

4.6 IGNITION SYSTEMS / ECU

- Only the Technical Delegate or Radical Factory personnel are permitted to re-program the ECU.
- Officials may mandate the reprogramming of ECUs to alter performance of a specific model or model variant.
- The Technical Delegate may on a regular basis supply a replacement ECU, which the competitor must use if requested.
- Heat shielding the ECU is permitted, but it must not restrict its removal.

4.7 FUEL DELIVERY SYSTEM

- The fuel delivery system including regulator and injectors must be standard as supplied by Radical Sportscars for that model edition. For Instance:

	SR1	SR1 + GEN 2	SR1 XXR	
Engine Generation	RPE 1340 Gen 1	RPE 1340 Gen 2	RPE 1340 Gen 5	
Fuel Pump	FP0030	FP0030	FP0030	
Regulator	FR0014 – 3 Bar	FR0014 – 3 Bar	FR0022 – 4 Bar	
Injector	FB0001 	FB0060 	FB0120 	

- Heat shrink, heat insulation, or the addition of rubber, to prevent chaffing of the fuel lines is permitted.
- Each car must be fitted with a Radical Fuel testing 'T' piece plus an FIA approved dry break valve fitted to the line to facilitate safe fuel testing.

5. SUSPENSION


5.1 BUSHINGS

- a) Roller bearings are not permitted, the standard bushings must be retained.

Type	SB0003 *	SB0005 *
Image		
Type	Black Rubber *	Plated Metal Sleeve *
Dims (+/- 0.3)	Length :17mm * ID: 12.3mm * Small OD: 21mm * Large OD: 26.6mm *	Length: 41mm * ID: 9.7mm * OD: 12.8mm *
Locations Used	All wishbones *	All wishbones *



Front suspension showing black bushings







Rear suspension showing black bushings



- b) Bolts and fasteners must be the same specification as supplied by Radical i.e. NAS fasteners are not allowed.

5.2 DAMPERS

Avo Damper	Avo Factory Bump Rubber	Intrax Damper	Intrax Factory Bump Rubber	Factory Packers
				NONE
FL Damper SS0200 FR Damper SS0200 RL Damper SS0201 RR Damper SS0201		FL Damper SS0218 FR Damper SS0218 RL Damper SS0219 RR Damper SS0219 *Full kit must be fitted. See below.		NONE

- Only the above dampers supplied by Radical Motorsport can be fitted. Avo dampers may not be fitted to SR1 XTR.
- Any seals fitted may not be broken.
- No modifications to internal specifications of the dampers are permitted.
- Non-factory bump rubbers, packers and spring plate forms are not permitted. Only factory supplied bump rubbers (1 per damper) and packers are permitted.
- Only the following Spring rates, front and rear, may be used:

Springs for AVO Dampers			Springs for Intrax Dampers		
Front	SS0017	7" x 300lb/in	Front	SS0220	7.1" x 314lb/in (180mm x 55n/mm)
Rear	SS0016	7" x 250lb/in	Rear	SS0221	7.1" x 342.6lb/in (180mm x 60n/mm)

5.3 UPRIGHTS, WISHBONES AND PUSHRODS

- Fabricated uprights must have top and lower bolts safety wired.

Uprights	Wishbones	Pushrods
FL SU0036 FR SU0037 RL SU0032 RR SU0033	Front Lower SW0009 Front Upper SW0034 Rear Lower SW0032 Rear Upper SW0036	Front SP0012 (AVO) Front SP0033 (Intrax) Rear SP0008 (AVO) Rear ST0001 (Intrax)

5.4 PERMITTED SUSPENSION UPDATES

Part	Image / Details	Introduced on	Permitted on
Avo Damper Spherical Update	The original Avo dampers came with a red rubber/silicone bushing with metal sleeve, this was later updated to a spherical held in place by c-clips on either side and fitted with metal mis-alignment bushings.		All SR1 + SR1 GEN 2 with AVO dampers
Intrax Damper Kit	All of the following parts must be fitted with Intrax: 2x SS0218 Front damper 2x SS0219 Rear damper 2x SP0033 Front adj. p-rod 2x ST0001 Rear adj. p-rod 4x SJ0004 RH rose joint 4x SJ0006 LH rose joint 4x SU0011 RH lock nut 4x SR0012 LH lock nut 16x SN0046 spacer	SR1 XTR	All SR1 with Intrax Dampers

5.5 ROLL BARS

- a) Front and rear anti-roll bars may be changed out for those supplied by Radical Sportscars for the specific model:

Front Roll Bars					Rear Roll Bars				
Soft	SN0009	5/8 in	15.8mm	Gold	Soft	SN0015	1/2 in	12.7mm	Gold
Medium	SN0011	3/4 in	19.0mm	Gold	Medium	SN0020	5/8 in	15.8mm	Gold
Hard	SN0010	7/8 in	22.2mm	Gold	Hard	SN0019	3/4 in	19.0mm	Gold

5.6 WHEELBASE/TRACK

- a) Wheelbase is 2230mm, measured from the centerline of the front wheel hub to the centerline of the rear wheel hub.
b) Front Track is 1320mm and Rear Track is 1290mm, measured from wheel hub to wheel hub.

6. TRANSMISSION
6.1 GEAR RATIOS

- a) The standard gearing in the engine must remain the same.
b) Unless defined for a specific track in the final instructions or by an official bulletin, the following drive ratio must be used:

Front	Rear
17T	46T
TC0049	TC0018

- c) The Gear Drive Unit Reverse Gear and Mechanism must be fitted and operational.

6.2 DRIVESHAFTS

Location	Part	Weight (built with grease)	Diameter
Left	TQ0069	+/- 4.85 kg	27.1mm
Right	TQ0070	+/- 5.25 kg	27.1mm

6.3 PERMITTED TRANSMISSION UPDATES



- a) None.

Knac Nationale Autosport Federatie

7. ELECTRICS

7.1 FRONT LIGHTING

- a) The minimum front lighting kit as described below must be retained, and be turned on in all sessions:

SR1	SR1 GEN 2 + XXR
	
No LED Array	LED Array
Headlight covers. (No headlamps required)	Headlight buckets, covers and LED Array.

7.2 REAR LIGHTING

- a) For newer cars the Radical high intensity LED central Rain Light must be used. For older cars it is recommended a single high intensity FIA Approved or Radical LED rear Rain Light be fitted, however two standard tail lights installed equally spaced about the vehicle centerline emitting the equivalent of a 20 watt bulb are permitted.

7.3 BATTERIES

- a) The battery(s) must be fitted, located in their original position(s), and capable of repetitive starts.
b) Positive terminals of both the battery and alternator must be covered with a non-conductive material.



7.4 ALTERNATORS

- a) Generators / Alternators must be fitted and operational, charging the batteries.
b) The addition of ducts and duct work to cool the alternator is permitted.

7.5 STARTER MOTOR


- a) Starter Motor must be fitted, operational and capable of repetitive starts.
b) The addition of ducts and duct work to cool the starter motor is permitted.

7.6 PERMITTED ELECTRICAL UPDATES


Part	Image	Introduced on	Permitted on
ERR0024 Billet Starter Cover			ALL
LS0242 Poised Water Temperature Sensor	 See TB2023-22 - Poised Water Temperature Sensor ECT - LS0242	—	ALL

8. BRAKES

8.1 PERMITTED BRAKE AND UPRIGHT COMBINATIONS


SR1 + SR1 GEN 2 + SR1 XXR
Hispec with Solid Discs

240mm Solid Discs BD0026
Radical-Hispec 4-pot Caliper FL: BC0006 FR: BC0007 RL: BC0008 RR: BC0009
PFC Brake Pads BD0009 XXXX.01 Standard BD0010 XXXX.08 Endurance
Upright Fabricated

8.2 MASTER CYLINDERS





Front	Rear	Clutch
BM0037	BM0038	BM0036
0.7	3/4	5/8
		

8.3 PERMITTED BRAKE MODIFICATIONS

- The fitting and removal of brake duct grills is permitted.
- The use of tape to regulate the amount of air flowing through brake ducts is permitted.
- Radical Motorsport and the Technical Delegate may allow extra brake cooling to be fitted to cars based on specific track conditions. This will be notified by a Technical Bulletin issued to all teams for a specific event only.

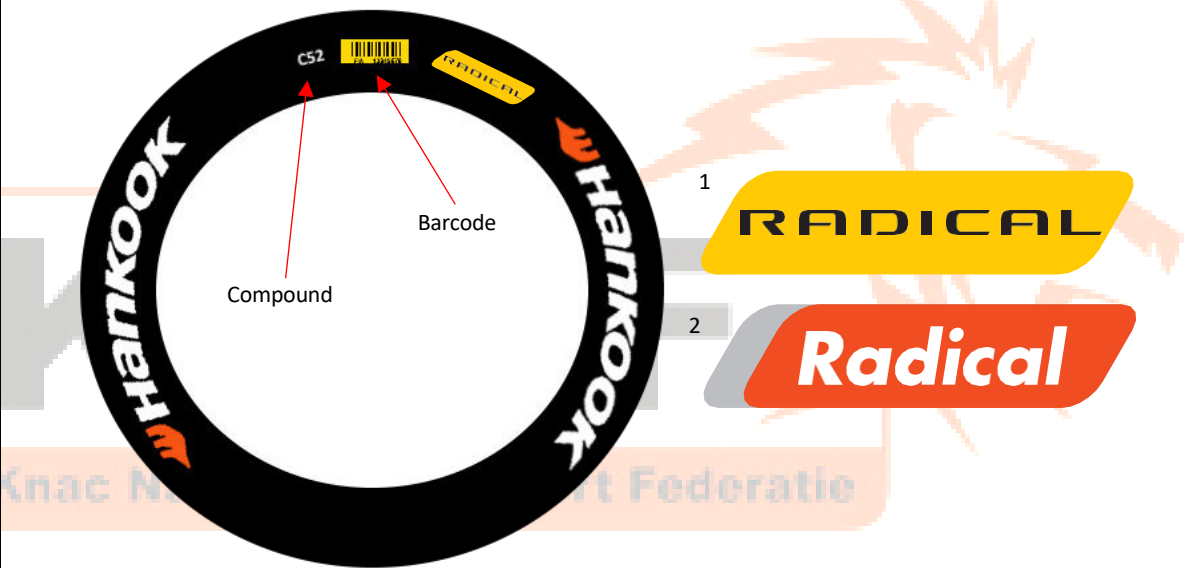
Part	Image / Details	Introduced on	Permitted on
BE0116/G3 MG0062 BE0049 BE0098 SR1 Brake Duck Cooling Kit		XXR	XXR only

9. WHEELS


Braid Radical Single Piece		Compomove Radical Single Piece	
			
Front: 13 inch dia x 7.5 inch wide WC0060 Graphite (or Silver)	Rear: 13 inch dia x 9 inch wide WC0061 Graphite (or Silver)	Front: 13 inch dia x 7.5 inch wide WC0021 Black WC0027 Silver	Rear: 13 inch dia x 9 inch wide WC0022 Black WC0028 Silver

- Only single piece wheels supplied by Radical Motorsport of the following specification are permitted.
- The fitment of newer wheel designs to older model variants is permitted.
- All wheels must be clearly labelled with the car number.

10. TYRES

				
Type	Front Dry (tread)	Rear Dry (tread)	Front Wet (tread)	Rear Wet (tread)
Size	160/530 R13	195/570 R13	160/530 R13	195/570 R13
Compound	T3 (T33)	T3 (T33)	W5 (W72 or W53)	W5 (W72 or W53)
Hankook Material Code	Z205 1026683	Z205 1026695	Z205 1024637	Z205 1025281
Radical Part Number	WR0027	WR0032	WR0051	WR0050

- Only official Hankook tyres marked with the Radical seal, and of the specific compound may be used.
- Barcode and/or unique 8-digit number may be logged to ensure correct sets are being used.
- Hankook Z205 1024637 and Z205 1025281 wet tyres may only be hand cut as per the patterns below:

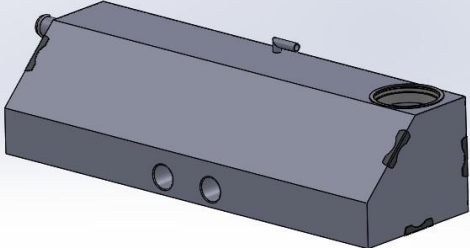
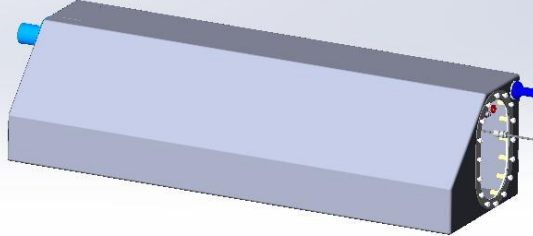
	Outside Edge, every second lateral groove increased to the first meet the first circumferential channel.
-------------------------------------------------------------------------------------	----------------------------------------------------------------------------------------------------------

11. WEIGHT

Model	Minimum Weight with Driver
SR1	600kg

12. FUEL TANK

a) Fuel tanks permitted in the SR1:

FT0126	FT0008
	
Aluminium	Fuel Cell
50L Capacity	50L Capacity

KNAF

Knac Nationale Autosport Federatie